

Power Converter Systems

Graduate Course EE8407

Bin Wu PhD, PEng

Professor
ELCE Department
Ryerson University

Contact Info

Office: ENG328
Tel: (416) 979-5000 ext: 6484
Email: bwu@ee.ryerson.ca
<http://www.ee.ryerson.ca/~bwu/>



Ryerson Campus

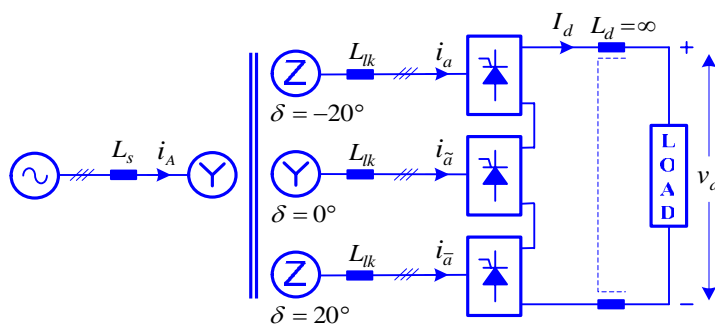
Textbook: Bin Wu, 'High-Power Converters and AC Drives', Wiley - IEEE Press, 2006, ISBN: 0-471-73171-4

1

EE8407

Topic 4

Multi-pulse SCR Rectifiers



Textbook: Bin Wu, 'High-Power Converters and AC Drives', Wiley - IEEE Press, 2006, ISBN: 0-471-73171-4

2

Multi-pulse SCR Rectifiers

Lecture Topics

- **Six-pulse SCR Rectifier (Building Block)**
- **12-, 18- and 24-pulse SCR Rectifiers**
- **THD and PF**

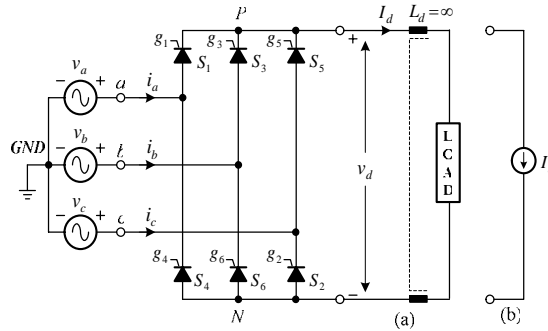
Multi-pulse SCR Rectifiers

Why Use Multi-pulse SCR Rectifiers?

- **To reduce line THD**
- **To improve input power factor**
- **To avoid semiconductor devices in series.**

Six-pulse SCR Rectifier

• Converter Configuration



- Assumption: 1) Ideal SCRs - no power loss
- 2) $L_d = \infty \rightarrow$ dc current ripple free
- Use constant current source I_d as a load

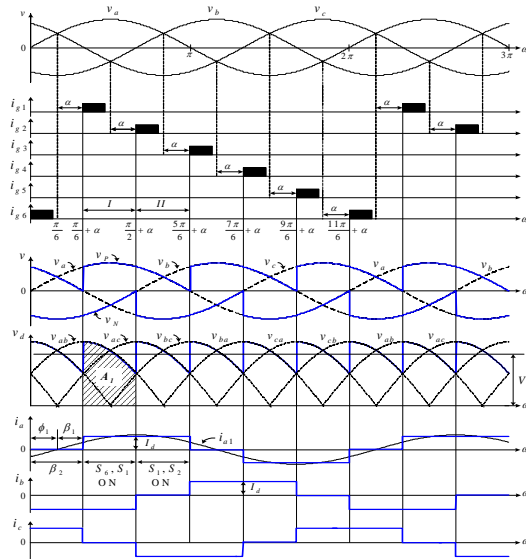
Textbook: Bin Wu, 'High-Power Converters and AC Drives', Wiley - IEEE Press, 2006, ISBN: 0-471-73171-4

Six-pulse SCR Rectifier

• Waveforms

• Average dc voltage

$$\begin{aligned}
 V_d &= \frac{\text{area } A_1}{\pi/3} \\
 &= \frac{1}{\pi/3} \int_{\pi/6+\alpha}^{\pi/2+\alpha} v_{ab} d(\omega t) \\
 &= \frac{3\sqrt{2}}{\pi} V_{LL} \cos \alpha \\
 &\approx 1.35 V_{LL} \cos \alpha
 \end{aligned}$$



Textbook: Bin Wu, 'High-Power Converters and AC Drives', Wiley - IEEE Press, 2006, ISBN: 0-471-73171-4

Six-pulse SCR Rectifier

• Fourier Analysis

$$i_a = \frac{2\sqrt{3}}{\pi} I_d \left(\sin(\omega t - \phi_1) - \frac{1}{5} \sin 5(\omega t - \phi_1) - \frac{1}{7} \sin 7(\omega t - \phi_1) + \frac{1}{11} \sin 11(\omega t - \phi_1) \right. \\ \left. + \frac{1}{13} \sin 13(\omega t - \phi_1) - \frac{1}{17} \sin 17(\omega t - \phi_1) - \frac{1}{19} \sin 19(\omega t - \phi_1) + \dots \right)$$

• RMS current

$$I_a = \left(\frac{1}{2\pi} \int_0^{2\pi} (i_a)^2 d(\omega t) \right)^{1/2} = \left(\frac{1}{2\pi} \left(\int_{\frac{\pi}{6} + \alpha}^{\frac{5\pi}{6} + \alpha} (I_d)^2 d(\omega t) + \int_{\frac{7\pi}{6} + \alpha}^{\frac{11\pi}{6} + \alpha} (-I_d)^2 d(\omega t) \right) \right)^{1/2} \\ = \sqrt{\frac{2}{3}} I_d = 0.816 I_d$$

• THD

$$THD = \frac{\sqrt{I_a^2 - I_{a1}^2}}{I_{a1}} = \frac{\sqrt{(0.816 I_d)^2 - (0.78 I_d)^2}}{0.78 I_d} = 0.311$$

Six-pulse SCR Rectifier

• Power Factor (PF)

• Displacement Power Factor

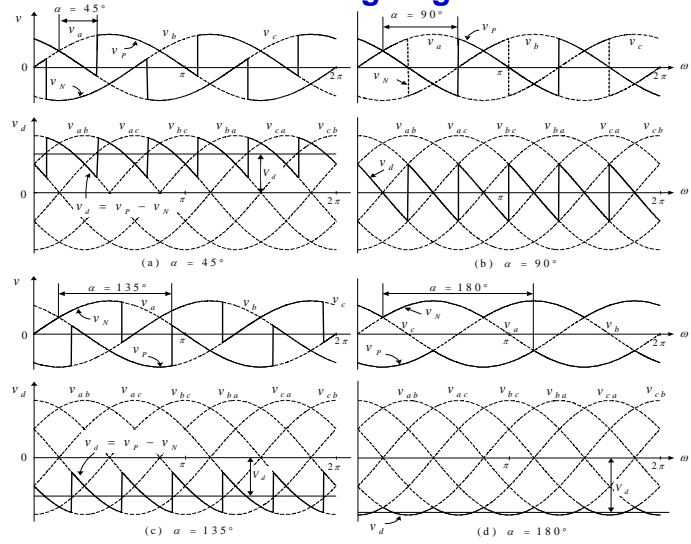
$$\phi_1 = \beta_2 - \beta_1 = \alpha \\ DPF = \cos \phi_1 = \cos \alpha$$

• Overall Power Factor

$$PF = \frac{\cos \phi_1}{\sqrt{1 + THD^2}} = 0.955 \cos \alpha$$

Six-pulse SCR Rectifier

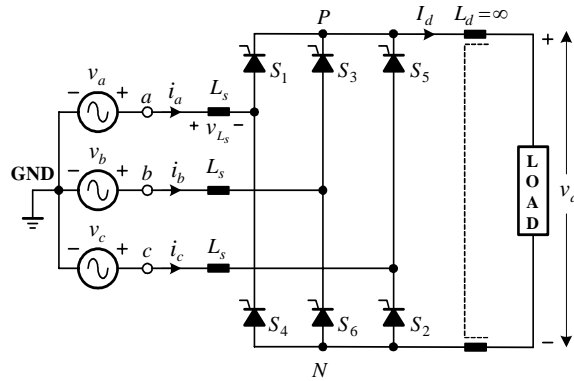
• Waveforms at Various Firing Angles



Textbook: Bin Wu, 'High-Power Converters and AC Drives', Wiley - IEEE Press, 2006, ISBN: 0-471-73171-4

Six-pulse SCR Rectifier

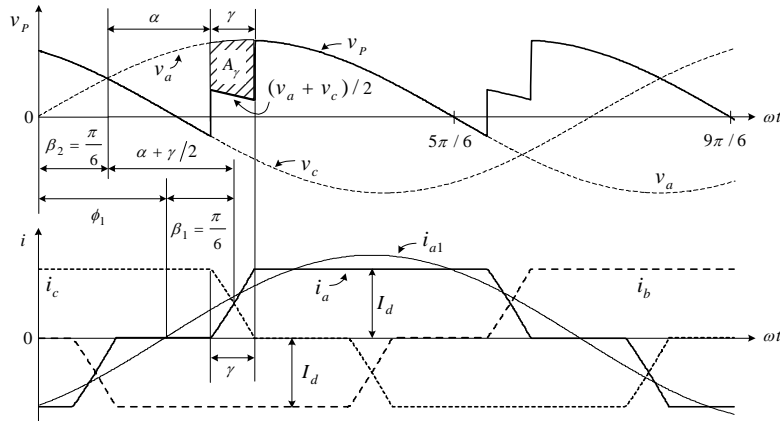
• Effect of Line Inductance L_s



Textbook: Bin Wu, 'High-Power Converters and AC Drives', Wiley - IEEE Press, 2006, ISBN: 0-471-73171-4

Six-pulse SCR Rectifier

• Waveform During SCR Commutation



Textbook: Bin Wu, 'High-Power Converters and AC Drives', Wiley - IEEE Press, 2006, ISBN: 0-471-73171-4

11

Six-pulse SCR Rectifier

• DC Voltage Reduction (caused by commutation)

- S_1 and S_5 on (during commutation)

$$v_p = v_a - L_s \frac{di_a}{dt} = v_c - L_s \frac{di_c}{dt}$$

from which

$$v_p = \frac{v_a + v_c}{2} - \frac{L_s}{2} \left(\frac{di_a}{dt} + \frac{di_c}{dt} \right)$$

- Since $i_a + i_c = I_d$ and I_d is constant

$$\frac{di_a}{dt} + \frac{di_c}{dt} = 0$$

from which

$$v_p = \frac{v_a + v_c}{2}$$

Textbook: Bin Wu, 'High-Power Converters and AC Drives', Wiley - IEEE Press, 2006, ISBN: 0-471-73171-4

12

Six-pulse SCR Rectifier

• DC Voltage Reduction

• Shaded Area A_γ

$$A_\gamma = \int_{\frac{\pi}{6} + \alpha}^{\frac{\pi}{6} + \alpha + \gamma} (v_a - v_p) d(\omega t)$$

• Since $v_a - v_p = L_s (di_a / dt)$

$$A_\gamma = \int_0^{I_d} \omega L_s di_a = \omega L_s I_d$$

• Average dc voltage loss

$$\Delta V = \frac{A_\gamma}{\pi/3} = \frac{3\omega L_s}{\pi} I_d$$

• Average dc output voltage

$$V_d = 1.35V_{LL} \cos \alpha - \frac{3\omega L_s}{\pi} I_d$$

Six-pulse SCR Rectifier

• Commutation Interval

• A_γ can be rearranged as

$$A_\gamma = \int_{\frac{\pi}{6} + \alpha}^{\frac{\pi}{6} + \alpha + \gamma} \frac{v_{ac}}{2} d(\omega t) = \frac{V_{LL}}{\sqrt{2}} (\cos \alpha - \cos(\alpha + \gamma))$$

$$\text{where } v_{ac} = \sqrt{2}V_{LL} \sin(\omega t - \frac{\pi}{6}) d(\omega t)$$

• Substitute $\omega L_s I_d$ into the above equation

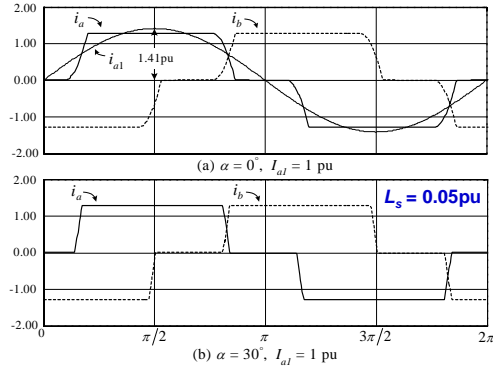
$$\omega L_s I_d = \frac{V_{LL}}{\sqrt{2}} (\cos \alpha - \cos(\alpha + \gamma))$$

from which

$$\gamma = \cos^{-1} \left(\cos \alpha - \frac{\sqrt{2} \omega L_s I_d}{V_{LL}} \right) - \alpha$$

Six-pulse SCR Rectifier

• Line Current Waveforms

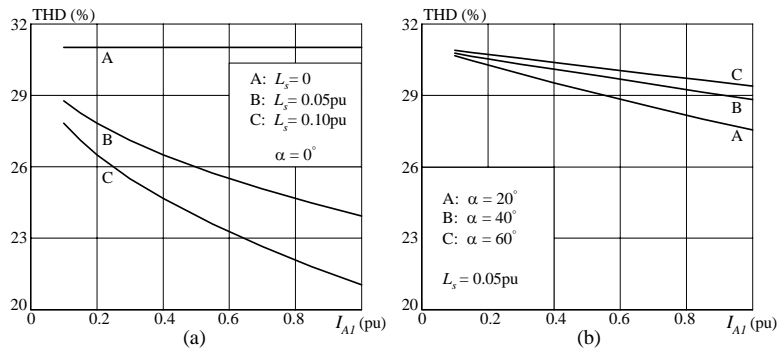


Harmonics n	5	7	11	13	17	19	23	25	THD %
I_{an} / I_{a1} (%) $\alpha = 0^\circ$	18.6	12.4	6.32	4.58	2.40	1.73	1.02	0.87	23.9
I_{an} / I_{a1} (%) $\alpha = 30^\circ$	19.7	14.1	8.58	7.27	5.16	4.62	3.43	3.16	28.3

Textbook: Bin Wu, 'High-Power Converters and AC Drives', Wiley - IEEE Press, 2006, ISBN: 0-471-73171-4

Six-pulse SCR Rectifier

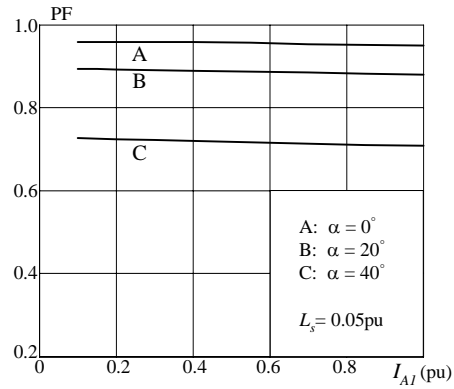
• Line Current THD



Textbook: Bin Wu, 'High-Power Converters and AC Drives', Wiley - IEEE Press, 2006, ISBN: 0-471-73171-4

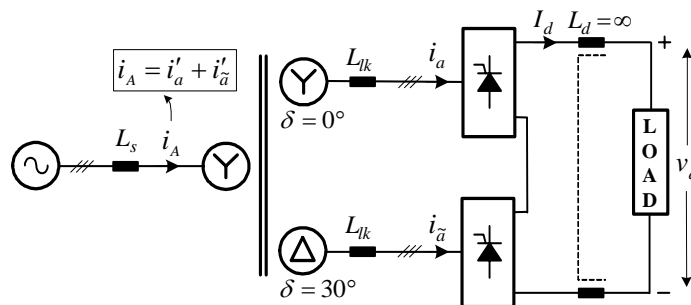
Six-pulse SCR Rectifier

• Power Factor



12-pulse SCR Rectifier

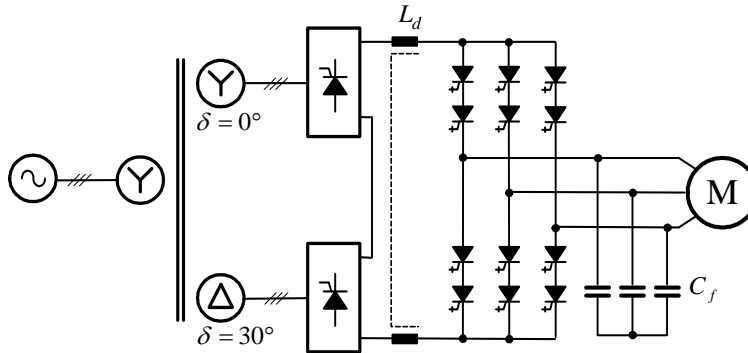
• Topology



- Main Benefits
 - Low line current THD
 - No SCRs in series

12-pulse SCR Rectifier

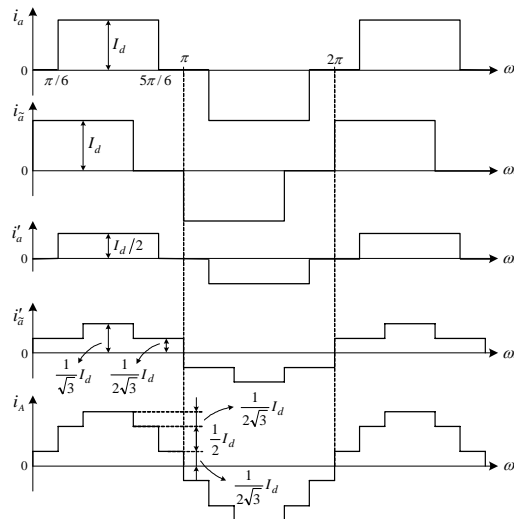
- Application Example



- Used for current source inverter (CSI) fed drive

12-pulse SCR Rectifier

- Waveforms of Idealized Rectifier ($L_s = L_{lk} = 0$)



12-pulse SCR Rectifier

• Fourier Analysis

• Secondary currents

$$i_a = \frac{2\sqrt{3}}{\pi} I_d \left(\sin \omega t - \frac{1}{5} \sin 5\omega t - \frac{1}{7} \sin 7\omega t + \frac{1}{11} \sin 11\omega t + \frac{1}{13} \sin 13\omega t - \frac{1}{17} \sin 17\omega t - \frac{1}{19} \sin 19\omega t + \dots \right)$$

$$i_a = \frac{2\sqrt{3}}{\pi} I_d \left(\sin(\omega t + 30^\circ) - \frac{1}{5} \sin 5(\omega t + 30^\circ) - \frac{1}{7} \sin 7(\omega t + 30^\circ) + \frac{1}{11} \sin 11(\omega t + 30^\circ) + \frac{1}{13} \sin 13(\omega t + 30^\circ) - \frac{1}{17} \sin 17(\omega t + 30^\circ) - \frac{1}{19} \sin 19(\omega t + 30^\circ) + \dots \right)$$

12-pulse SCR Rectifier

• Fourier Analysis (continued)

• Secondary currents referred to the primary side

$$i'_a = \frac{\sqrt{3}}{\pi} I_d \left\{ \sin \omega t - \frac{1}{5} \sin 5\omega t - \frac{1}{7} \sin 7\omega t + \frac{1}{11} \sin 11\omega t + \frac{1}{13} \sin 13\omega t - \frac{1}{17} \sin 17\omega t - \frac{1}{19} \sin 19\omega t + \dots \right\}$$

$$i'_a = \frac{\sqrt{3}}{\pi} I_d \left\{ \sin \omega t + \frac{1}{5} \sin 5\omega t + \frac{1}{7} \sin 7\omega t + \frac{1}{11} \sin 11\omega t + \frac{1}{13} \sin 13\omega t + \frac{1}{17} \sin 17\omega t + \frac{1}{19} \sin 19\omega t + \dots \right\}$$

• Primary line current

$$i_A = i'_a + i'_a = \frac{2\sqrt{3}}{\pi} I_d \left\{ \sin \omega t + \frac{1}{11} \sin 11\omega t + \frac{1}{13} \sin 13\omega t + \frac{1}{23} \sin 23\omega t + \frac{1}{25} \sin 25\omega t + \dots \right\}$$

12-pulse SCR Rectifier

• Line Current THD

• Secondary side

$$THD_{i_a} = \frac{\sqrt{I_a^2 - I_{a1}^2}}{I_{a1}} = \frac{(I_{a5}^2 + I_{a7}^2 + I_{a11}^2 + I_{a13}^2 + \dots)^{1/2}}{I_{a1}} = 31.1\%$$

• Primary side

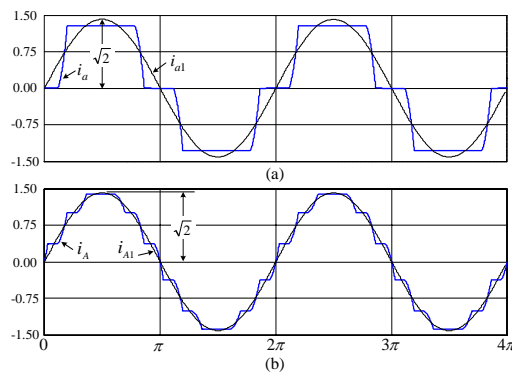
$$THD_{i_A} = \frac{\sqrt{I_A^2 - I_{A1}^2}}{I_{A1}} = \frac{(I_{A11}^2 + I_{A13}^2 + I_{A23}^2 + I_{A25}^2 + \dots)^{1/2}}{I_{A1}} = 15.3\%$$

Textbook: Bin Wu, 'High-Power Converters and AC Drives', Wiley - IEEE Press, 2006, ISBN: 0-471-73171-4

23

12-pulse SCR Rectifier

• Line Current Waveform ($L_s \neq 0$)



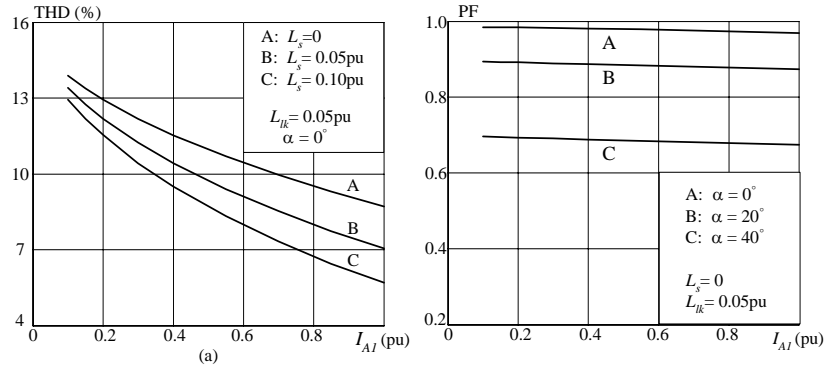
Harmonics n	5	7	11	13	17	19	23	25	THD (%)
I_{an} / I_{a1} (%)	18.8	12.7	6.78	5.05	2.77	2.01	1.01	0.75	24.6
I_{An} / I_{A1} (%)	0	0	6.78	5.05	0	0	1.01	0.75	8.61

Textbook: Bin Wu, 'High-Power Converters and AC Drives', Wiley - IEEE Press, 2006, ISBN: 0-471-73171-4

24

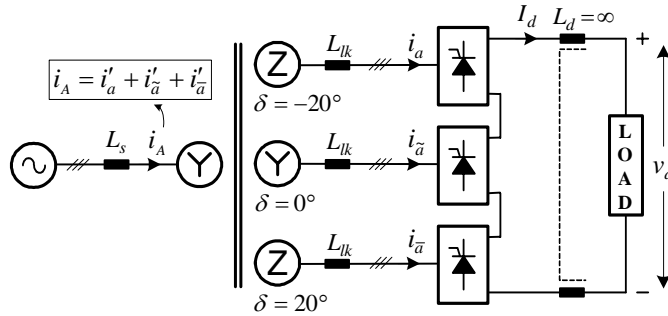
12-pulse SCR Rectifier

• THD and PF



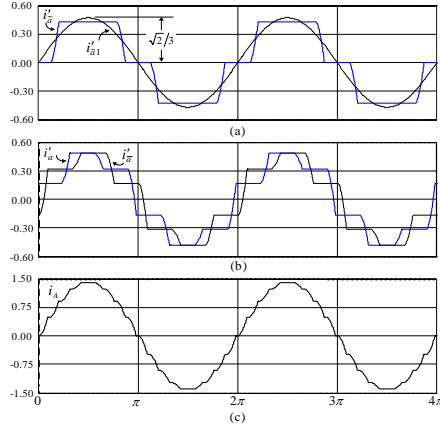
18-pulse SCR Rectifier

• Rectifier Configuration



18-pulse SCR Rectifier

• Waveforms

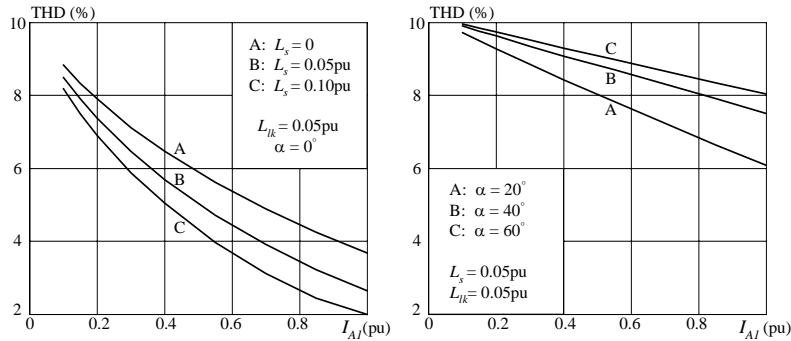


Harmonics n	5	7	11	13	17	19	23	25	THD (%)
I'_{an} / I'_{d1} (%)	18.8	12.7	6.78	5.05	2.77	2.01	1.01	0.75	24.6
I_{An} / I_{A1} (%)	0	0	0	0	2.77	2.01	0	0	3.54

Textbook: Bin Wu, 'High-Power Converters and AC Drives', Wiley - IEEE Press, 2006, ISBN: 0-471-73171-4

18-pulse SCR Rectifier

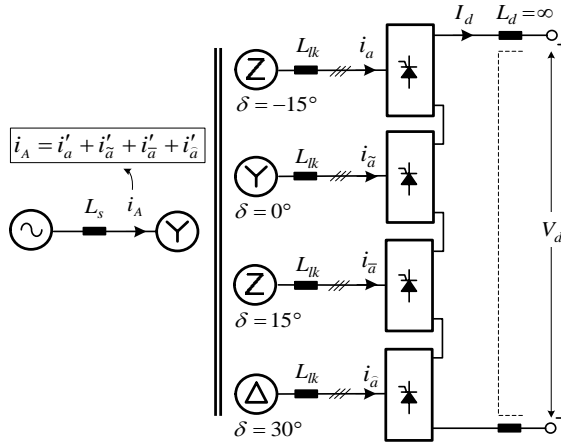
• Line Current THD



Textbook: Bin Wu, 'High-Power Converters and AC Drives', Wiley - IEEE Press, 2006, ISBN: 0-471-73171-4

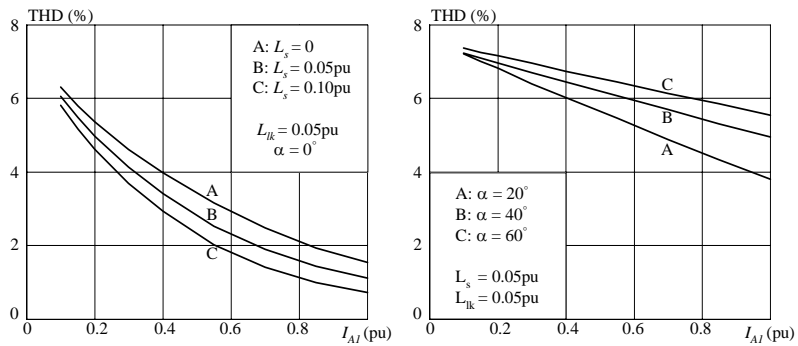
24-pulse SCR Rectifier

• Rectifier Configuration



24-pulse SCR Rectifier

• Line Current THD



RYERSON UNIVERSITY



Thanks